NXJ型蓄能器用固定托架/
NXJ type accumulator mounting bracket

❖ 一、型号说明/Ordering Code

NXJ – ※

- NXJ：名称代号: 蓄能器托架 Code Name:Accumulator bracket
- ※：结构序列号:B1~B3 No.B1~B3

❖ 二、结构及尺寸规格/Internal Structure Dimension

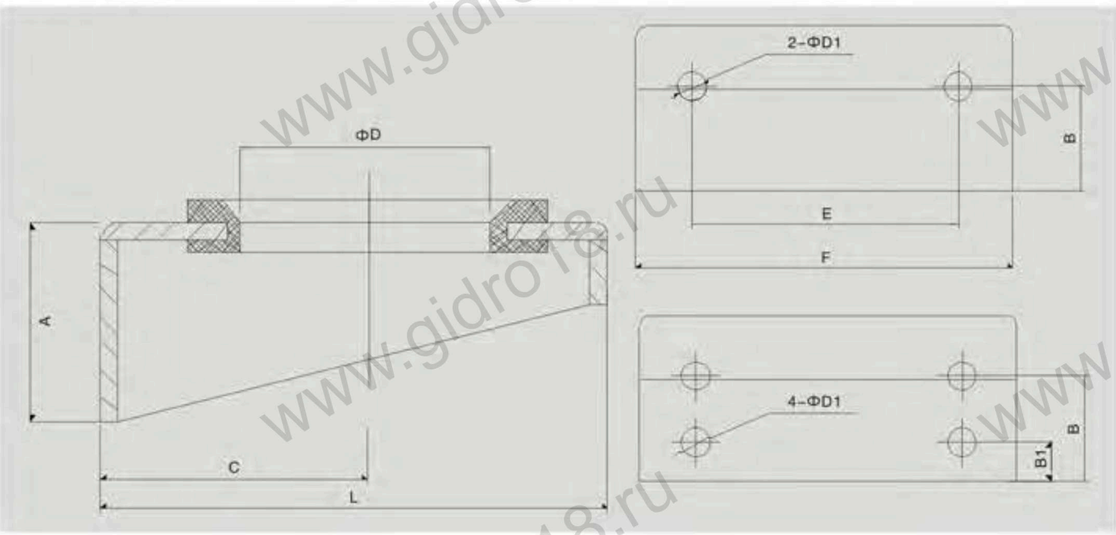

型号/ Model	A	B	C	ϕD	ϕD1	E	F	B1	L	配用蓄能器型号 Matching accumulator model	重量 Weight (Kg)
NXJ-B1	100	65	92	104	14	180	260	25	225	NXQ-16L~6.3L	2.5
NXJ-B2	100	65	123	159	14	180	260	25	250	NXQ-10L~40L	2.8
NXJ-B3	240	180	190	200	22	260	380	60	380	NXQ-20L~150L	19.1

蓄能器用AQF型安全球阀/AQF Safety Ball Valve for Accumulator

❖ 一、概述/General Description

AQF型蓄能器安全球阀由截止阀、安全阀和卸荷阀等组成，安装于蓄能器和液压系统之间，用于控制蓄能器油液的通断、溢流、卸荷等工况。

AQF safety ball valve for accumulator.which consists of stopping valve.protection valve,unloading valve and so on.Sets between accumulator and hydraulic system to control the oil condition of open and break, overflow and unloading.

❖ 二、型号说明/Ordering Code

AQF – ※ ※ ※ – ※ ※

- AQF：名称代号:安全球阀 Code Name:safety ball valve
- 第一※：连接方式：(螺纹连接)，L-直通式 LS-直角式 LW-三通式 Connection type L-through，LS-right angle LW-tri-channel
- 第二※：公称通径/Nominal Diameter：25、32、40、50mm
- 第三※：压力等级/Pressure：H1-10Mpa、H2-20Mpa、H3-31.5Mpa
- 第四※：结构模式：A-直动式溢流阀 Structure：A-direct overflow valve
- 第五※：蓄能器接头螺纹/Connector：M27×2、M42×2、M60×2、M72×2

❖ 三、外形尺寸/Dimension

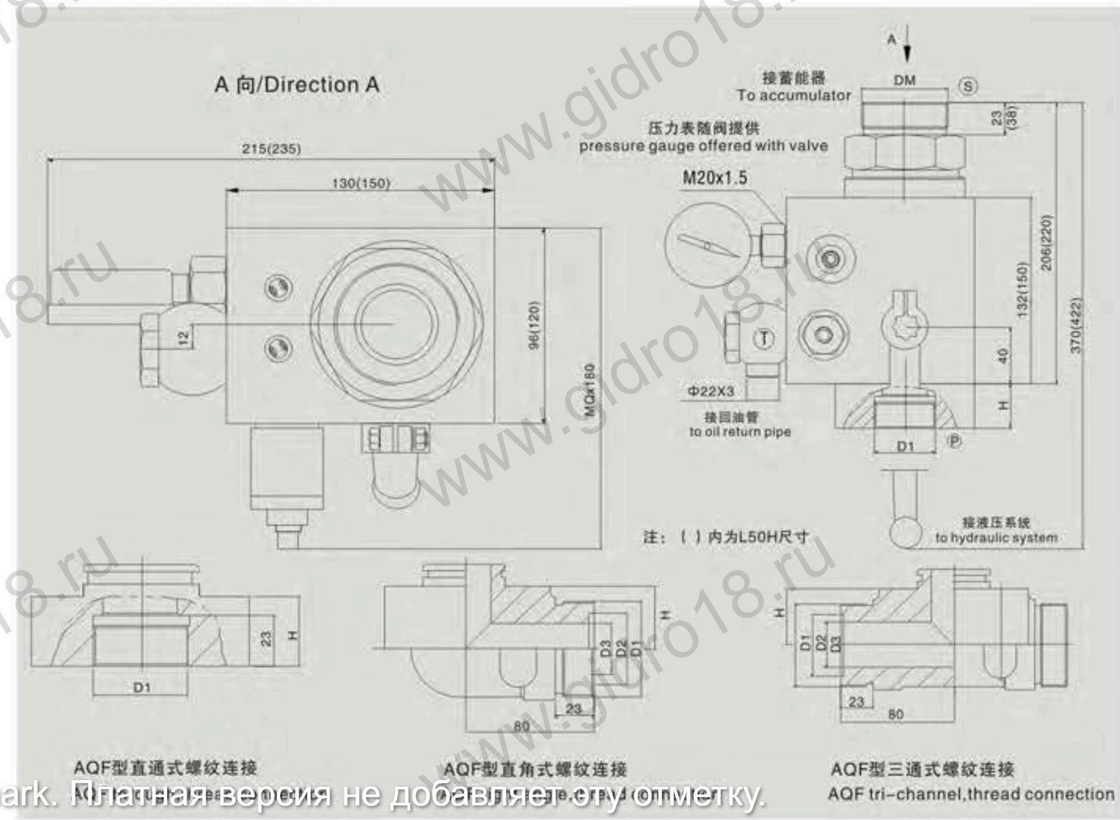

Обработано с помощью бесплатной версии Make Watermark. Платная версия не добавляет эту отметку.

❖ 四、结构原理图/Structure Principle Chart

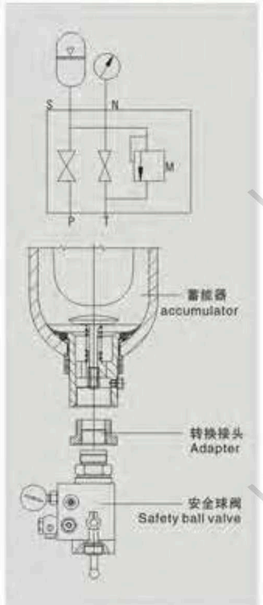

❖ 五、转换接头/Adapter

安全球阀转换接头（补芯）（QF-L25~L40）/Safety Valve Adapter

利用补芯可以扩大安全球阀的使用范围：例如，100L的蓄能器通过补芯的调节，可配用小通径的安全球阀，解决了大蓄能器接小管径的问题；反之也适用。同时也解决了进口蓄能器与国产蓄能器的互换性的问题。

Making use of adapter to enlarge the usage range of safety valve.For example:accumulator of 100L can be equipped with small-diameter safety valve to solve the problem of big accumulator conn-ecting to small caliber;or vice versa.At the same time,it also solve the exchange problem between import accumulator and national accumulator.

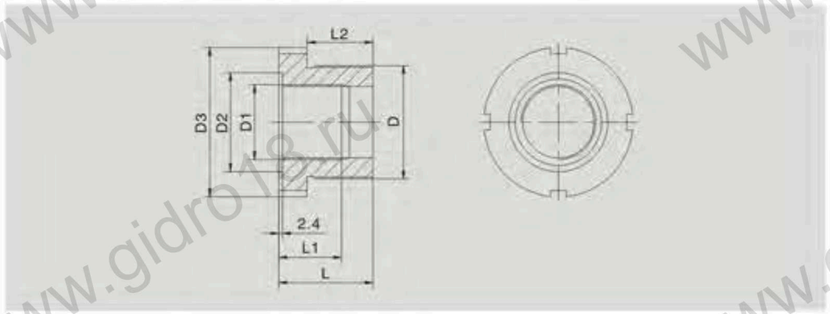

安全球阀转换接头（补芯）（QF-L25~L40）

补芯型号/Model	D	D1	D2	D3	L	L1	L2	重量/Weight(Kg)
QF-L25	M60x2	M42x2	68	80	50	28	35	1.52
QF-L40	M72x2	M60x2	80	95	60	38	42	2.15

❖ 六、技术规格/Technical parameter

型号 Model	公称压力 NOM.P (Mpa)	调压范围 Adjusting range(Mpa)	公称通径 NOM.D (mm)	公称流量 NOM Flux (L/min)	基本尺寸Dimension(mm) H	D3	D2	D1	DM	适用蓄能器型号 For Accumulator	重量 Weight (kg)
AQF-L25H※-A	10	H1=3.5-14	25	100	31.5	24		M33x2	M27x2 M42x2	NXQ-1.6-10※-L-A	17
AQF-Ls25H※-A					30	22	35	M42x2			
AQF-Lw25H※-A											
AQF-L32H※-A	20	H2=7-21	32	160	31.5	30		M42x2	M42x2 M60x2	NXQ-10-100※-L-A	17.5
AQF-Ls32H※-A					36	26	40	M52x2			
AQF-Lw32H※-A											
AQF-L40H※-A	31.5	H3=14-31.5	40	250	31.5	36		M48x2	M60x2 M72x2		18.5
AQF-Ls40H※-A					40	32	45	M60x2			
AQF-Lw40H※-A											
AQF-L50H※-A			50	500	36	48		M72x2	M72x2		20

❖ 七、订货说明/Booking Note

1.订货时须写明型号代号全称，如：工作压力为31.5Mpa，通径为20mm，连接方式三通式，蓄能器接头螺纹为M42×2，安全球阀：AQF-LW20H3-A/M42×2

2.如对安全阀组还有特殊要求时，请向本企业商洽。

3.本企业保留设计更改权，对修改不另行通知。

1.Full type code is needed when booking.For example:pressure:31.5MPa:inside diameter:20mm;three way;screw thread:M42×2;AQF-LW20H3-A/M42×2.

2.Contact us if special requirement is needed

3.Design change is retained by our company and amendment is effected without further notice

蓄能器用QFZ型安全阀组/QFZ Safety Valve Group for accumulator

❖ 一、概述/General Description

QFZ型蓄能器安全组由高压球芯截止阀，直动式溢流阀和一个小型截止阀组成，具有启闭、安全、卸荷阀等作用。

QFZ safety Valve Group for Accumulator.which consists of stopping valve with high pressure ball core,direct overflow valve and amini stopping valve. plays the role of open and close,safety,unloading valve,etc

❖ 二、型号说明/Ordering Code

QFZ - H※ ※ - ※

名称代号:安全阀组
Code Name:safety ball Valve Group

压力等级:Hb-10MPa、Hc-20MPa、Hd-31.5MPa
Pressure：Hb-10MPa、Hc-20MPa、Hd-31.5MPa

公称通径/Nominal Diameter：15、25、40、50mm

连接方式:F-法兰连接， L-螺纹连接
Attended Mode：F-flange connection；L-thread connection .

❖ 三、结构原理图/Structure Principle Chart

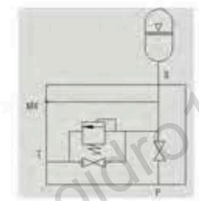

❖ 四、外形尺寸/Dimension

QFZ安全阀组（螺纹式）QFZ-Hb-Hd15-50L/QFZ Safety Valve Group(thread connection)

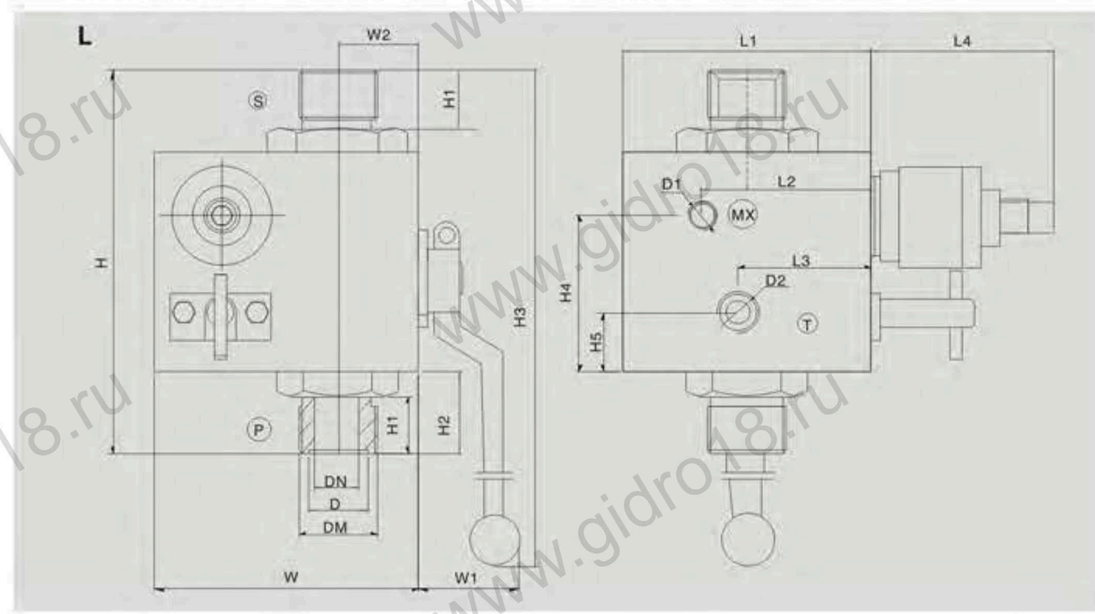

Обработано с помощью бесплатной версии Make Watermark. Платная версия не добавляет эту отметку.

QFZ安全阀组（法兰式）QFZ-Hb-Hd15-50F/QFZ safety Valve Group(Flange connection)

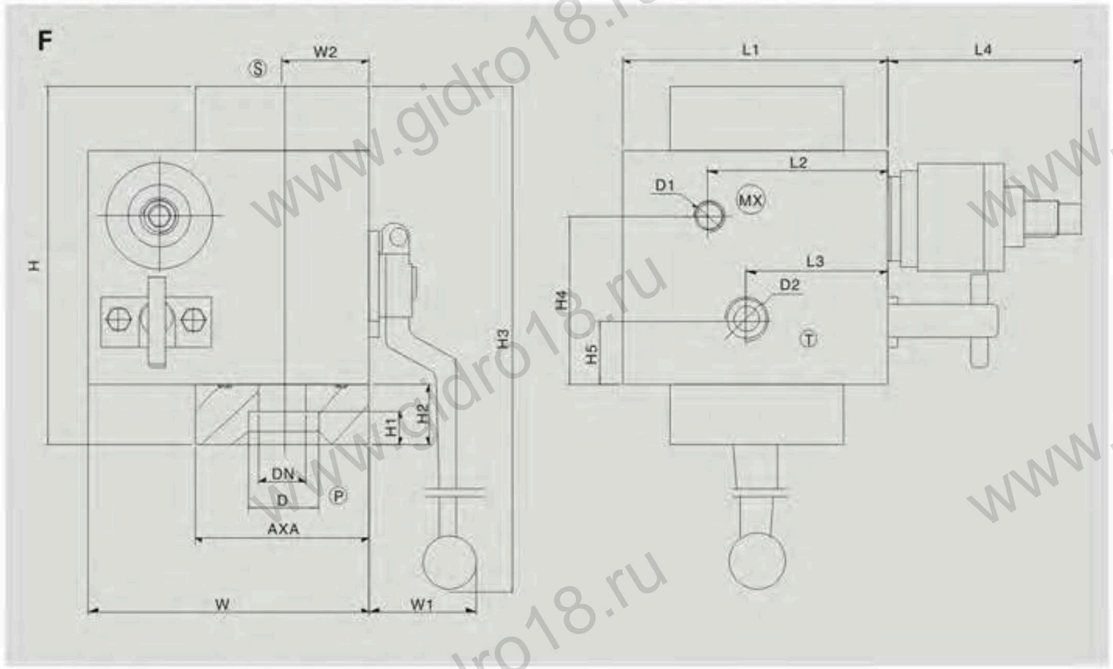

1.技术规格（螺纹式）/Technical Parameter(thread cnnection)

型号 Model	DN (mm)	PN (Mpa)	基本尺寸/Dimension（mm）																	重量(Kg) Weight
			L1	L2	L3	L4	H	H1	H2	H3	H4	H5	W	W1	W2	D	D1	D2	DM(S)	
QFZ-H※15L	15	10	85	58	46	68	131	20	28	201	53	20	90	33	28	20	M10X1	M18X1.5	M27X2	5
QFZ-H※25L	25	20	90	58	46	68	167	23	31	262	76	23	110	44	37	35			M42X2	9
QFZ-H※40L	40		100	65	46	68	200	30	40	318	90	35	140	45	48	52			M60X2	19
QFZ-H※50L	50	31.5	120	70	46	68	240	30	40	377	115	56	160	50	60	63			M72X2	27

2.技术规格（法兰式）Technical Parameter(Flange connection)

型号 Model	DN (mm)	PN (Mpa)	基本尺寸/Dimension（mm）																	重量(Kg) Weight
			L1	L2	L3	L4	H	H1	H2	H3	H4	H5	W	W1	W2	D	D1	D2	AxA(S)	
QFZ-H※15F	15	10	85	58	46	68	115	11	20	193	53	20	90	33	28	22.5	M10X1	M18X1.5	56	5
QFZ-H※25F	25	20	90	58	46	68	155	14	25	256	76	23	110	44	37	35			74	9
QFZ-H※40F	40		100	65	46	68	180	18	30	30	90	35	140	45	48	52			96	19
QFZ-H※50F	50	31.5	120	70	46	68	230	20	35	372	115	56	160	50	60	65			110	27

❖ 五、订货说明/Booking Note

1.订货时须写明型号代号全称，如：工作压力为31.5Mpa，通径为40mm，连接方式为法兰式的安全阀组: QFZ-Hd40F
2.如对安全阀组还有特殊要求时，请向本企业商洽。
3.本企业保留设计更改权，对修改不另行通知。

1.Full type code is needed when booking.For example:pressure:31.5MPa:inside diameter:40mm;flange connection. QFZ-Hd40F.
2.Contact us if special requirement is needed.
3.Design change is retained by our company and amendment is effected without further notice.

蓄能器用AJ型控制阀组/ AJ Application Valve Group for Accumulator

❖ 一、概述/General Description

AJ型蓄能器控制阀组由截止阀、安全阀和卸荷阀等组成，安装于蓄能器和液压系统之间，用于控制蓄能器油液的通断，溢流，卸荷等工况。卸荷有手动卸荷或电磁卸荷。

AJ Application Valve Group for Accumulator.which consists of stopping valve, protection valve,unloading valve,etc,is set between accumulator and hydraulic system to control the oil condition of make-and break,overflow and unloading(which consists of manual and electromagnetic).

❖ 二、型号说明/Ordering Code

AJ - ※ - ※ ※ ※ - ※ ※ - ※

名称代号:蓄能器控制阀组
Code Name:Application Valve Group for Accumulator

C-定制 C - Custom　　无-标准型 No - Standard

卸荷形式：S-手动卸荷（标准型）、D-带电磁卸荷
Unloading Type：S-Manual(standard)，D-electromagnetic

公称通径/Nominal Diameter：10、20、32mm

安全阀压力等级/Pressure of Protection Valve:
a-6.3MPa、b-16MPa、c-25MPa、H-31.5MPa

结构模式：Z-直动式溢流阀/Structure(mode)：Z-direct over flow valve

蓄能器接头螺纹：Thread of Accumulator Connector：M27x2、M42x2、M60x2、M72x2

电荷卸荷形式：电压 6k、6B D24V、C220V

❖ 三、外型尺寸和结构原理图/Dimension and Structure Principle

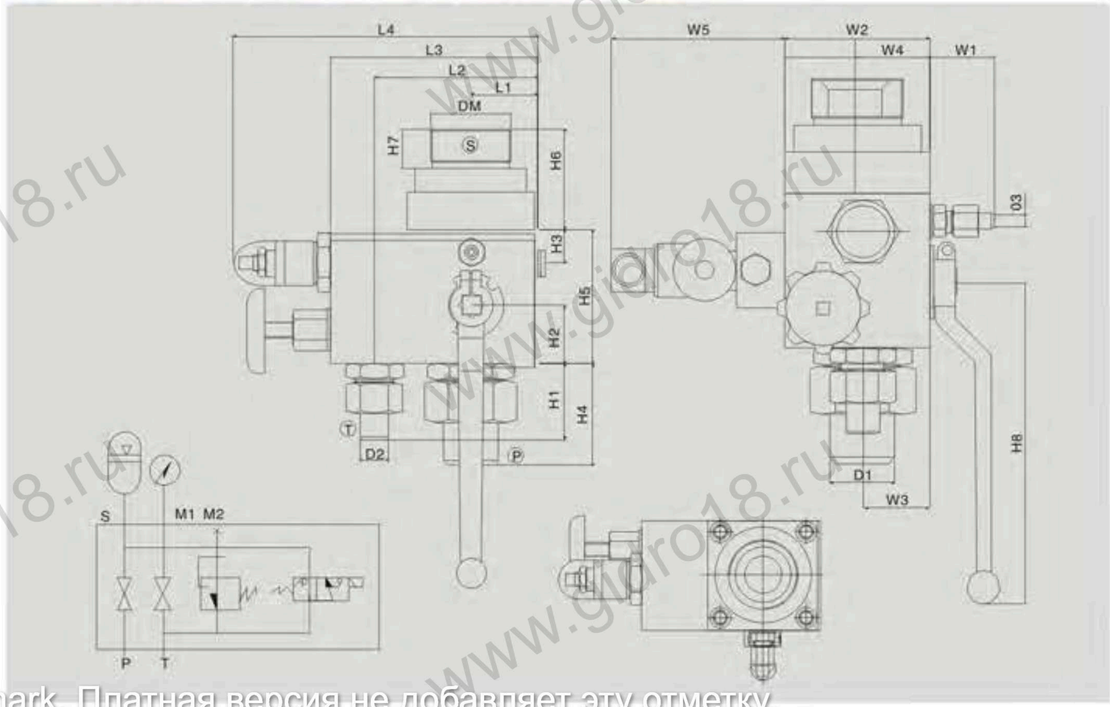

Обработано с помощью бесплатной версии Make Watermark. Платная версия не добавляет эту отметку.

❖ 四、技术规格/Technical parameter

型号 Model	DN (mm)	PN (Mpa)	基本尺寸/Dimension (mm)													
			L1	L2	L3	L4	W1	W2	W3	W4	H1	H2	H3	H4	M1	M2
AJS-10※Z※	10	10	25	68	90	155	42	50	22.5	25	40	24		55	M14x1.5	
AJS-20※Z※	20	20	45	105	145	210	42	90	40	45	53	32	20	60		
AJS-32※Z※	32	31.5	50	122	155	225	42	95	42	47.5	53	38	20	78		

型号 Model	基本尺寸/Dimension (mm)								重量 Weight (Kg)
	H5	H6	H7	H8	D1	D2	D3	DM	
AJS-10※Z※	85	31/35	16/23	130	22	17	10	M27X2/M42X2	4
AJS-20※Z※	90	63/75	23/30	170	28	22	10	M42X2/M60X2	13
AJS-32※Z※	100	75/80	30/35	210	42	22	10	M60X2/M72X2	15

型号 Model	DN (mm)	PN (Mpa)	基本尺寸/Dimension (mm)													
			L1	L2	L3	L4	W1	W2	W3	W4	W5	H1	H2	H3	M1	M2
AJD-10※Z※	10	10	25	68	90	155	42	50	22.5	25	113	40	24		M14x1.5	
AJD-20※Z※	20	20	45	105	145	210	42	90	40	45	113	53	32	20		
AJD-32※Z※	32	31.5	50	122	155	225	42	95	42	47.5	113	53	38	20		

型号 Model	基本尺寸/Dimension (mm)								重量 Weight (Kg)
	H4	H5	H6	H7	H8	D1	D2	D3	DM	
AJD-10※Z※	55	85	31/35	16/23	130	22	17	10	M27X2/M42X2	4
AJD-20※Z※	60	90	63/75	23/30	170	28	22	10	M42X2/M60X2	13
AJD-32※Z※	78	100	75/80	30/35	210	42	22	10	M60X2/M72X2	15

❖ 五、订货说明/Booking Note

1.订货时须写明型号代号全称，如：工作压力为31.5Mpa，通径为20mm，标准型，蓄能器接口螺纹M42×2的蓄能器控制阀组：AJS-20HZ/M42×2
2.如对蓄能器控制阀组还有特殊要求时，请向本企业商洽。
3.本企业保留设计更改权，对修改不另行通知。

1.Full type code is needed when booking.For example:pressure:31.5MPa:inside diameter:20mm;standard screw thread of accumulator connection M42x2，AJS-20HZ/M42x2.
2.Contact us if special requirement is needed.
3.Design change is retained by our company and amendment is effected without further notice.

蓄能器用AJC-S/D型控制阀组/ AJC-S/D Application Valve Group for Accumulator

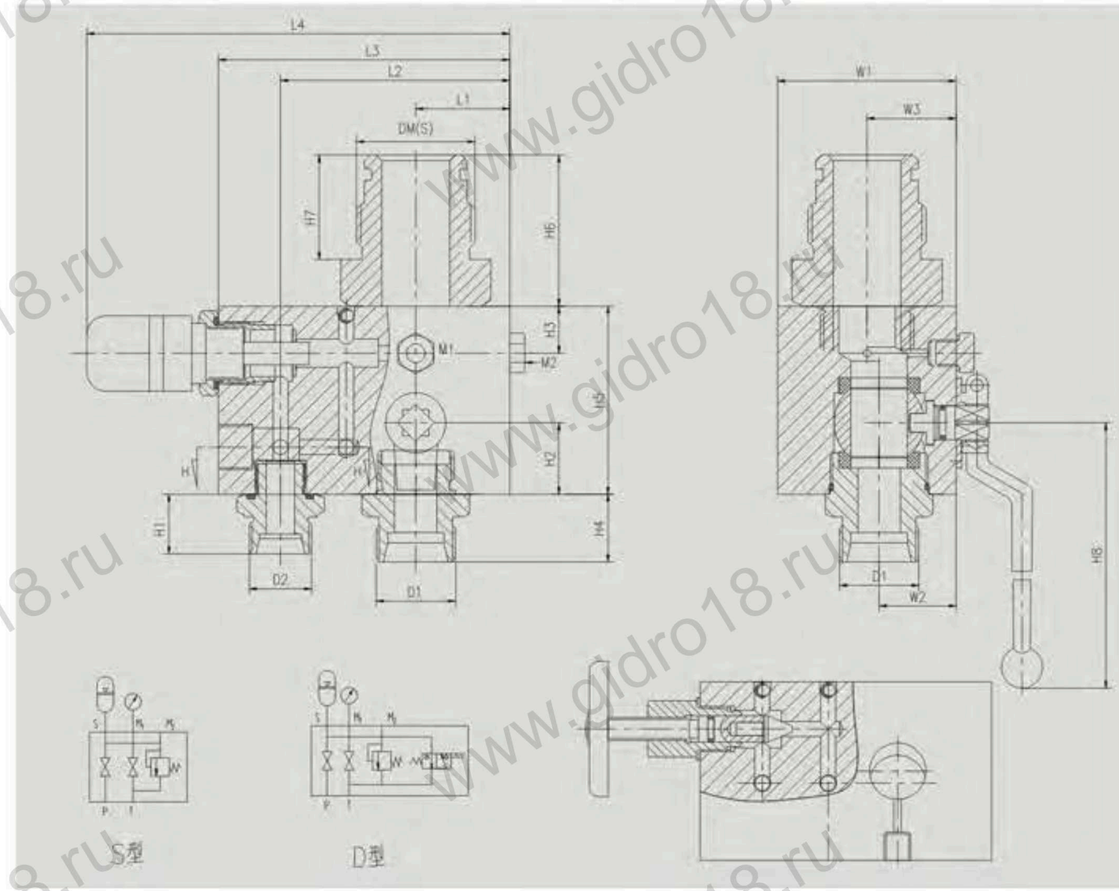

型号 Model	DN (mm)	PN (Mpa)	基本尺寸/Dimension (mm)												
			L1	L2	L3	L4	W1	W2	W3	H1	H2	H3	H4	M1	M2
AJC※-10※Z※	10	10	25	68	90	155	50	22.5	25	22	24	23	26.5	M14x1.5	
AJC※-20※Z※	20	20	45	105	145	210	90	40	45	29	32	20	29.5		
AJC※-32※Z※	32	32	50	122	155	225	95	42	47.5	29	38	20	34		

型号 Model	基本尺寸/Dimension (mm)						
	H5	H6	H7	H8	D1	D2	DM(S 接头)
AJC※-10※Z※	85	43.5/50.5	28/34	130	M30X2(φ20X3)	M20X1.5(φ16X1.5)	G3/4" G1"
AJC※-20※Z※	90	53.5/64.5	37/44	170	M36X2(φ25X4)	M30X2(φ20X3)	G1/4" G2"
AJC※-32※Z※	100	65/72	37/44	210	M52X2(φ38X5)	M50X2(φ20X3)	G1 1/4" G2"

Обработано с помощью бесплатной версии Make Watermark. Платная версия не добавляет эту отметку.

蓄能器用AJF型安全截止阀/AJF safety Stopping Valve

❖ 一、概述/General Description

AJF型蓄能器用控制阀组由截止阀、安全阀就和卸荷阀等组成，安装于蓄能器和液压系统之间，用于控制蓄能器油液的通断、溢流、卸荷等工况。

AJF safety Stopping Valve for Accumulator,which consists of stopping valve,protection valve unloading valve,etc,is set between accumulator and hydraulic system to control the oil condition of make and break, overflow and unloading.

❖ 二、型号说明/Ordering Code

AJF – H※ ※L – ※

- 名称代号:安全截止阀
  Code Name:safety Stopping Valve
- 压力等级/Pressure:
  Hb-10MPa、Hc-20MPa、Hd-31.5MPa
- 公称通径/Nominal Diameter：25、40、50mm
- 连接方式：L－直通式，LS－直角式，LW－三通式
  Connection Mode：L-through、LS-right angle、LW-three way

❖ 三、技术参数/Technical Parameter

公称压力：10~31.5MPa	Nominal Pressure：10~31.5MPa
适用介质：矿物油、水-乙二醇和乳化液	Suitable medium:mineral oil,water-glycol,emulsion
介质温度：-10℃~+93℃	Medium temperature：-10℃~+93℃

❖ 四、外型尺寸和结构原理图/Dimension and Structure Principle

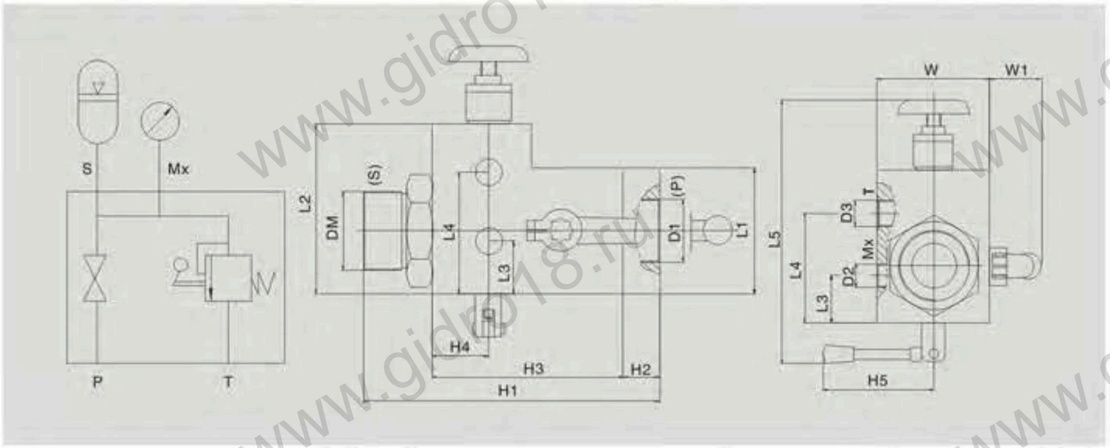

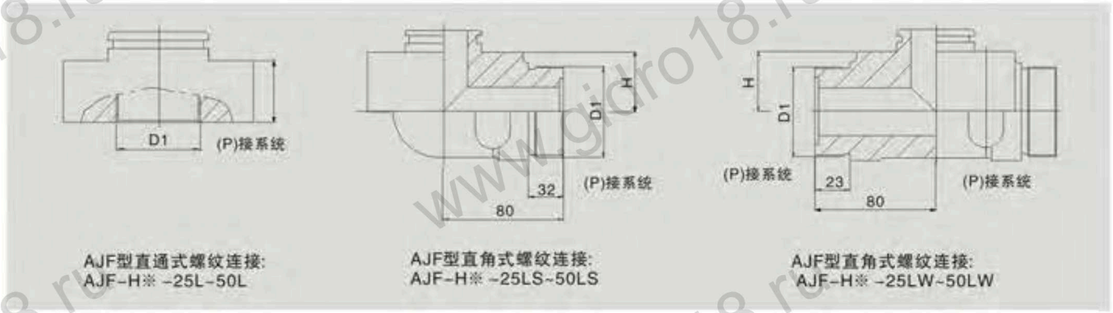

AJF型直通式螺纹连接:
AJF-H※ -25L-50L

AJF型直角式螺纹连接:
AJF-H※ -25LS-50LS

AJF型直角式螺纹连接:
AJF-H※ -25LW-50LW

型 号 Model	基本尺寸/Dimension (mm)																	
	L1	L2	L3	L4	L5	W	W1	H	H1	H2	H3	H4	H5	H6	DM	D1	D2	D3
AJF-H※25L	68	100	34	67	190	68	45	30	180.5 / 189.5	26.5	110	38	95	24	M42x2 /M60x2	M33x2	M20x1.5	M22x1.5
AJF-H※25LS																		
AJF-H※25LW														33				
AJF-H※-40L	96	130	40	93	241 / 255	95	45	40	228 / 236	28	146	40	95	33	M60x2 /M72x2	M48x2		
AJF-H※-40LS														33				
AJF-H※-40LW														33				
AJF-H※-50L	110	140	55	102	251 / 270	110	50	40	256	31	160	47	95	40	M72x2	M60x2		
AJF-H※-50LS														40				
AJF-H※-50LW																		

❖ 五、技术参数/Technical Parameter

型 号 Model	PN (Mpa)	DN (mm)	公称流量/Nominal Flux (L/min)	适用蓄能器型号 For Accumulator	重量/Weight (Kg)
AJF-H※25L	10	25	160	NXQ-1.6-6.3/※-L-A NXQ-10-50/※-L-A	6.8
AJF-H※25LS					
AJF-H※25LW					
AJF-H※-40L	20	40	400	NXQ-10-40/※-L-A NXQ-63-100/※-L-A	13.5
AJF-H※-40LS					
AJF-H※-40LW					
AJF-H※-50L	31.5	50	630	NXQ-63-100/※-L-A	18.5
AJF-H※-50LS					
AJF-H※-50LW					

❖ 六、订货说明/Booking Note

1.订货时须写明型号代号全称，如：工作压力为31.5Mpa，通径为50mm，直角式螺纹连接的安全截止阀：AJF-Hd50Ls
2.如对此安全截止阀还有特殊要求时，请向本企业商洽。
3.本企业保留设计更改权，对修改不另行通知。

1.Full type code is needed when booking.For example:Safety Stopping valve group of operating pressure:31.5MPa: inside diameter:50mm;right angle;nut connection.AJF-Hd50Ls.
2.Contact us if special requirement is needed.
3.Design change is retained by our company and amendment is effected without further notice.

Обработано с помощью бесплатной версии Make Watermark. Платная версия не добавляет эту отметку.

蓄能器用XJF型蓄能器用截止阀/
XJF Stopping Valve for Accumulator

❖ 一、概述/General Description

XJF型蓄能器截止阀，是依据国外资料研制而成的蓄能器截止阀，其主阀芯为液压平衡锥阀式，此阀专为蓄能器的拆卸设计了排放油口，可替代进口蓄能器截止 阀。

XJF stopping Valve for Accumulator,hydraulic balance miter valve type as its master valve core,developed on the basis of foreign information and designed oil drain for disassembly of accumulator which replaces the import stopping valve.

❖ 二、型号说明/Ordering Code

XJF – ※ / ※

- XJF：名称代号:蓄能器截止阀 / Code Name:stopping Valve for Accumulator
- ※：公称通径/Nominal Diameter：10、20、32、40、50mm
- ※：排放口通径/Inner Diameter of Discharge Outlet：10mm

❖ 三、技术参数/Technical Parameter

公称压力：10~31.5MPa

适用介质：矿物油、水-乙二醇和乳化液

介质温度：-10℃~+93℃

Nominal Pressure:10~31.5MPa

Suitable medium:mineral oil,water-glycol,emulsion

Medium temperature:-10℃~+93℃

❖ 四、结构原理图/Technical parameter

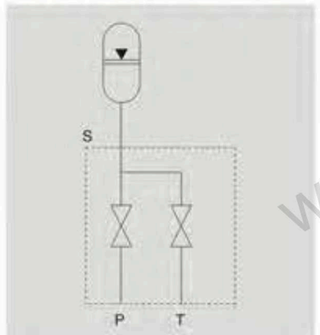

❖ 五、XJF型蓄能器截止阀 / XJF stopping valve

XJF-10~50/10

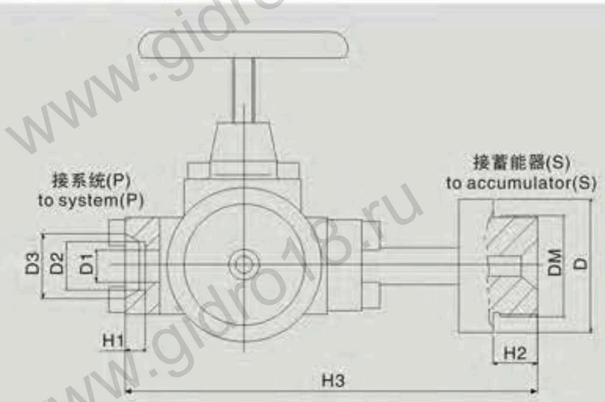

XJF-10~32/10

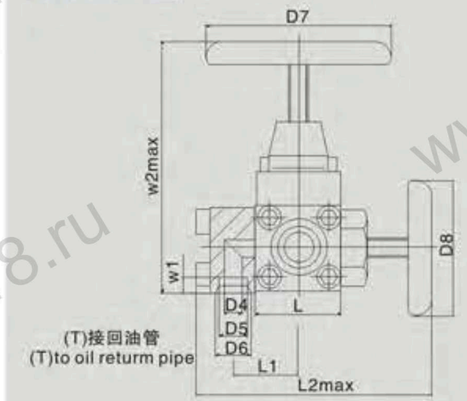

XJF-40~50/10

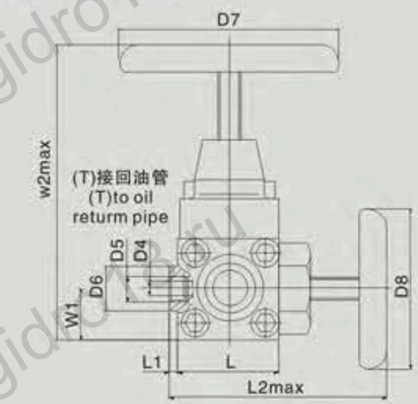

❖ 六、技术规格/Technical parameter

型 号 Model	公称通径 NOM.D (mm)	公称压力 NOM.P (Mpa)	排放口通径 (mm)	基本尺寸Dimension(mm)											
				L	L1	L2	W1	W2	H1	H2	H3	D	D1	D2	D3
XJF-10/10	10	10	10	58	44	163	10	170	12	20/26	226/236	60	10	17.8	27
XJF-20/10	20			58	44	163	10	170	12	20/26	226/236	60	20	28.5	38
XJF-32/10	32	20		76	53	190	12	225	16	26	283	80	32	43	55
XJF-40/10	40	31.5		92	8	207	46	250	16	26	275	80	40	51	62
XJF-50/10	50			100	10	210	50	280	16	38	316	90	50	61	65

型 号 Model	基本尺寸Dimension(mm)						适用蓄能器型号 For Accumulator	重量 Weight (Kg)
	D4	D5	D6	D7	D8	DM		
XJF-10/10	12	18	24	125	92	M42x2/M60x2	NXQ-1.6-10/※-L-A	7
XJF-20/10	12	18	24	125	92	M42x2/M72x2		7
XJF-32/10	12	18	24	155	107	M60x2/M72x2	NXQ-1.6~100/※-L-A	13
XJF-40/10	12	M22x1.5	40	155	107	M60x2		16
XJF-50/10	12	M22x1.5	40	155	107	M72x2		25

❖ 七、订货说明/Booking Note

1.订货时须写明型号代号全称，如：工作压力为31.5Mpa，通径为32mm的蓄能器截止阀：XJF-32/10
2.如对此截止阀还有特殊要求时，请向本企业商洽。
3.本企业保留设计更改权，对修改不另行通知。

1.Full type code is needed when booking.For example:stopping valve group of operating pressure 31.5MPa: inside diameter:32mm;XJF-32/10
2.Contact us if special requirement is needed.
3.Design change is retained by our company and amendment is effected without further notice

Обработано с помощью бесплатной версии Make Watermark. Платная версия не добавляет эту отметку.